TOTAL ELEVATED PLAY COMPONENTS	0		
TOTAL ELEVATED COMPONENTS ACCESSIBLE BY RAMP	0	REQUIRED	0
TOTAL ELEVATED COMPONENTS ACCESSIBLE BY TRANSFER	0	REQUIRED	0
TOTAL ACCESSIBLE GROUND LEVEL COMPONENTS SHOWN	11	REQUIRED	0
TOTAL DIFFERENT TYPES OF GROUND LEVEL COMPONENTS	11	REQUIRED	11

2–5 AREA – WEEVOS/IND.

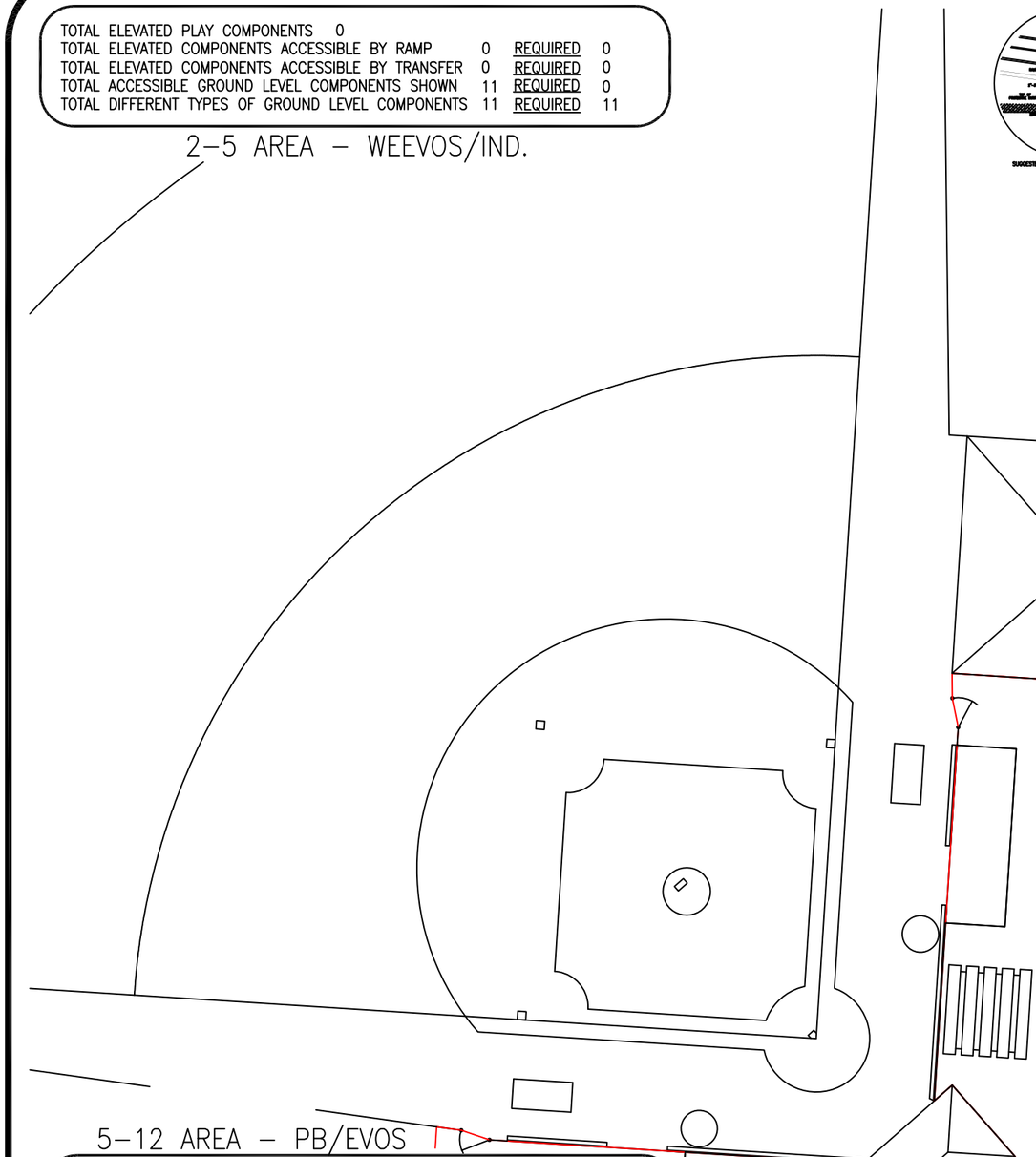

5–12 AREA – PB/EVOS

TOTAL ELEVATED PLAY COMPONENTS	27		
TOTAL ELEVATED COMPONENTS ACCESSIBLE BY RAMP	25	REQUIRED	14
TOTAL ELEVATED COMPONENTS ACCESSIBLE BY TRANSFER	27	REQUIRED	0
TOTAL ACCESSIBLE GROUND LEVEL COMPONENTS SHOWN	16	REQUIRED	0
TOTAL DIFFERENT TYPES OF GROUND LEVEL COMPONENTS	12	REQUIRED	12

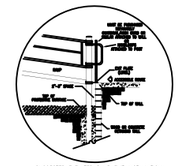

SUGGESTED ELEVATED RAMP EXIT INSTALLATION

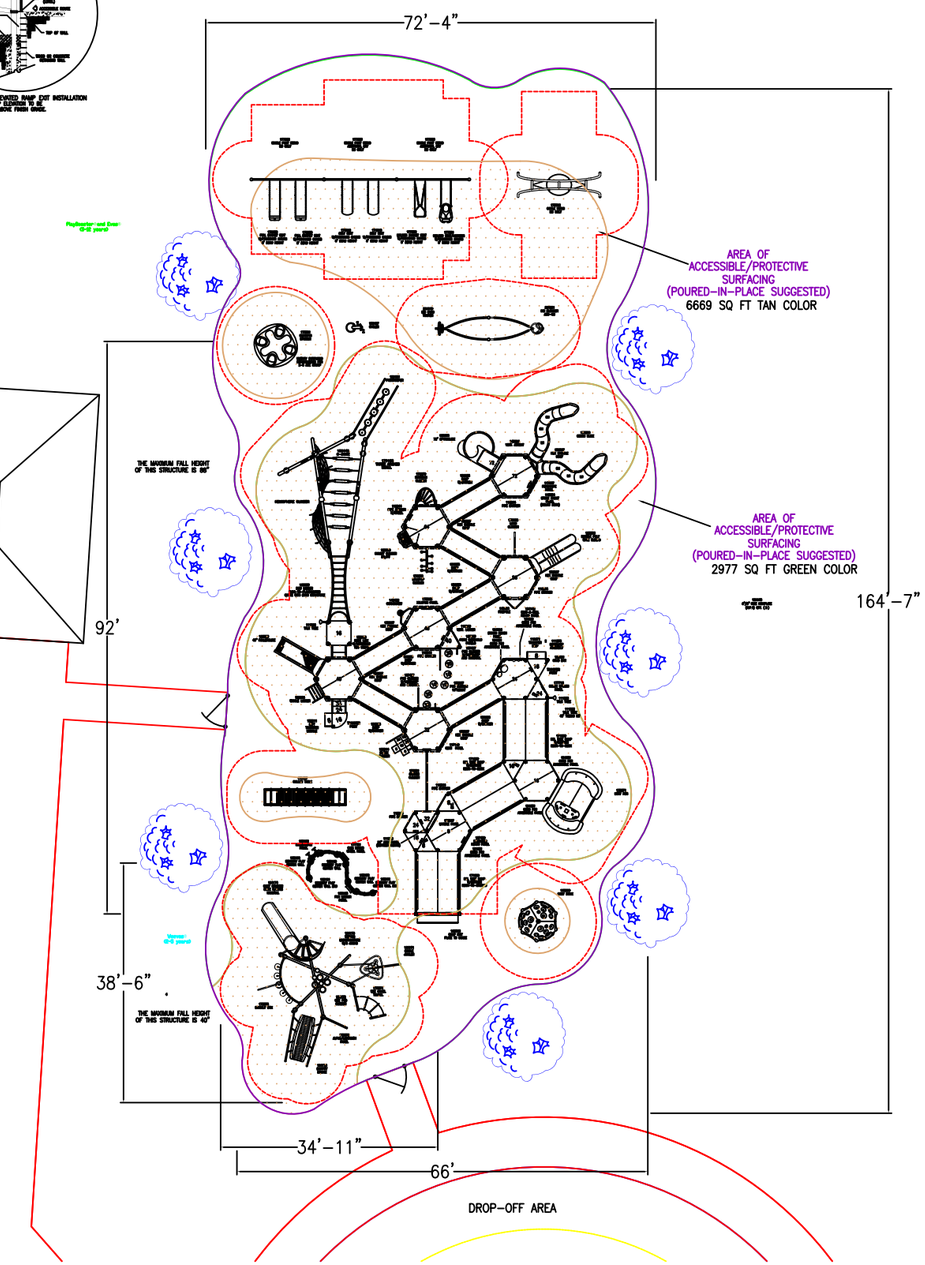

landscape structures

IPEMA CERTIFIED

The play components identified on this plan are IPEMA certified. (Unless model number is preceded with *) The use and layout of these components conform to the requirements of ASTM F1487. To verify product certification, visit www.ipema.org

THIS PLAY AREA & PLAY EQUIPMENT IS DESIGNED FOR AGES 2–12 YEARS UNLESS OTHERWISE NOTED ON PLAN.

IT IS THE MANUFACTURERS OPINION THAT THIS PLAY AREA DOES CONFORM TO THE A.D.A. ACCESSIBILITY STANDARDS, ASSUMING AN ACCESSIBLE PROTECTIVE SURFACING IS PROVIDED, AS INDICATED, OR WITHIN THE ENTIRE USE ZONE.

THIS CONCEPTUAL PLAN WAS BASED ON INFORMATION AVAILABLE TO US. PRIOR TO CONSTRUCTION, DETAILED SITE INFORMATION INCLUDING SITE DIMENSIONS, TOPOGRAPHY EXISTING UTILITIES, SOIL CONDITIONS, AND DRAINAGE SOLUTIONS SHOULD BE OBTAINED, EVALUATED, & UTILIZED IN THE FINAL DESIGN. PLEASE VERIFY ALL DIMENSIONS OF PLAY AREA, SIZE, ORIENTATION, AND LOCATION OF ALL EXISTING UTILITIES, EQUIPMENT, AND SITE FURNISHINGS PRIOR TO ORDERING. SLIDES SHOULD NOT FACE THE HOT AFTERNOON SUN.

CHOOSE A PROTECTIVE SURFACING MATERIAL THAT HAS A CRITICAL HEIGHT VALUE TO MEET THE MAXIMUM FALL HEIGHT FOR THE EQUIPMENT (REF. ASTM F1487 STANDARD CONSUMER SAFETY PERFORMANCE SPECIFICATION FOR PLAYGROUND EQUIPMENT FOR PUBLIC USE, SECTION 8 CURRENT REVISION). THE SUBSURFACE MUST BE WELL DRAINED. IF THE SOIL DOES NOT DRAIN NATURALLY IT MUST BE TILED OR SLOPED 1/8" TO 1/4" PER FOOT TO A STORM SEWER OR A "FRENCH DRAIN".

AREA OF ACCESSIBLE/PROTECTIVE SURFACING (POURED–IN–PLACE SUGGESTED)

DESIGNED BY:

COPYRIGHT: 10/01/14
LANDSCAPE STRUCTURES, INC.
601 7th STREET SOUTH – P.O. BOX 198
DELANO, MINNESOTA 55328
PH: 1–800–328–0035 FAX: 1–763–972–6091

Date	Previous Drawing #	Initials

SCALE IN FEET: 0' 5' 10' 20' 40'

NORTH

Olsen Park

Landscape Structures

SYSTEM TYPE: PB/Evos/Weevos

DRAWING #: 54099–2–3

ISO 14001:2004

ISO 9001:2000 Certified